

IMPACT SOCKET WRENCHES




EGA Master offers a wide range of impact sockets, available in short and long series, adapters, universal joints, extensions, retaining rings & pins and sets... etc.

The sockets are made of **chrome-molybdenum steel** or **chrome-vanadium steel**, designed to withstand high tightening torques with minimal wear, providing the same greater durability.



Available in both mm and inch



Cylindrical in design in order to provide **greater accessibility**.

IMPACT SOCKET WRENCHES

3/8"



MM

| COD | AF | L | A | B | C | gr. | Red Box | Red Box |
|-------|------|----|----|----|----|-----|---------|---------|
| 60590 | 7mm | | 12 | | | 41 | | |
| 60591 | 8mm | | 13 | | | | | |
| 60592 | 9mm | | 14 | 19 | 14 | 43 | | |
| 60593 | 10mm | | 16 | | | | | |
| 60594 | 11mm | | 17 | | | 44 | | |
| 60595 | 12mm | | 18 | | | | | |
| 60596 | 13mm | 30 | 20 | 20 | 15 | | 6 | 1 |
| 60597 | 14mm | | 21 | 21 | | | | |
| 60598 | 15mm | | 22 | 22 | | 60 | | |
| 60599 | 16mm | | 23 | 23 | 16 | | | |
| 60600 | 17mm | | 24 | 24 | | | | |
| 60601 | 18mm | | 26 | 26 | | | | |
| 60602 | 19mm | | 27 | 27 | | 70 | | |

Cr-V DIN 3129

INCH.






| COD | AF | L | A | B | C | gr. | Red Box | Red Box |
|-------|--------|----|----|----|----|-----|---------|---------|
| 65205 | 5/16" | | 13 | | | 43 | | |
| 65206 | 3/8" | | 15 | 19 | 14 | 44 | | |
| 65207 | 7/16" | | 17 | | | | | |
| 65208 | 1/2" | | 19 | | 15 | | | |
| 65209 | 9/16" | | 21 | 21 | | 60 | 6 | 1 |
| 65210 | 5/8" | 30 | 23 | 23 | | | | |
| 65211 | 11/16" | | 25 | 25 | 16 | 70 | | |
| 65212 | 3/4" | | 27 | 27 | | 100 | | |
| 68685 | 13/16" | | 30 | 30 | | 125 | | |
| 68686 | 7/8" | | 32 | 32 | | | | |

Cr-V DIN 3129

IMPACT SOCKET BITS






3/8"

HEXAGONAL

| COD |  |  |  |  |  |
|-------|---|---|---|---|---|
| 65920 | 3 | 78 | 45 | 10 | 1 |
| 65921 | 4 | | 50 | | |
| 65922 | 5 | | 55 | | |
| 65923 | 6 | | 65 | | |
| 65924 | 8 | | 85 | | |
| 65925 | 10 | | 100 | | |
| 65926 | 12 | | 120 | | |
| 65927 | 14 | | | | |



TORX








| COD |  |  |  |  |  |
|-------|---|---|---|---|---|
| 65928 | T25 | 60 | 40 | 10 | 1 |
| 65929 | T27 | | 45 | | |
| 65930 | T30 | | 50 | | |
| 65931 | T40 | | 55 | | |
| 65932 | T45 | | 65 | | |
| 65933 | T50 | | 75 | | |
| 65934 | T55 | | | | |
| 65935 | T60 | | | | |










IMPACT SOCKET WRENCHES

1/2"



| COD | AF |  |  |  |  |  |  |  |
|-------|------|---|---|---|---|---|---|---|
| 60658 | 8mm | 38 | 17 | 24 | 15 | 65 | 6 | 1 |
| 60603 | 10mm | | 19 | | | | | |
| 60604 | 11mm | | 20 | | | | | |
| 60605 | 12mm | | 22 | | | | | |
| 60606 | 13mm | | 24 | | | | | |
| 60607 | 14mm | | 26 | | | | | |
| 60608 | 15mm | | 26 | | | | | |
| 60609 | 16mm | | 28 | | | | | |
| 60610 | 17mm | 28 | 18 | 20 | 110 | | | |
| 60611 | 18mm | 29 | | | | | | |
| 60612 | 19mm | 30 | | | | | | |
| 60613 | 20mm | 32 | | | | | | |
| 60614 | 21mm | 34 | | | | | | |
| 60615 | 22mm | 38 | | | | | | |
| 60616 | 24mm | 35 | | | | | | |
| 60617 | 27mm | 40 | | | | | | |
| 60618 | 29mm | 42 | 23 | 36 | 350 | | | |
| 60619 | 30mm | 44 | | | | | | |
| 60620 | 32mm | 50 | | | | | | |
| 60712 | 36mm | 50 | | | | | | |

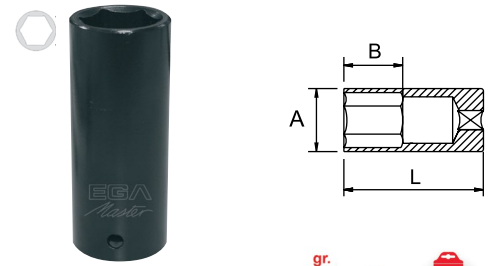
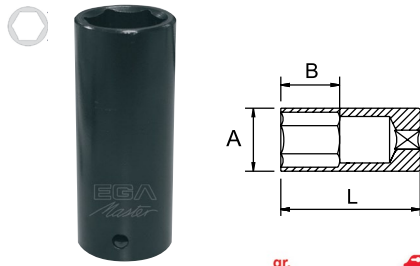
Cr-V DIN 3129

| COD | AF |  |  |  |  |  |  |  | | | |
|-------|---------|--|---|---|---|---|---|---|----|----|-----|
| 65213 | 3/8" | 38 | 16 | 35 | 21 | 200 | 6 | 1 | | | |
| 65214 | 7/16" | | 18 | | | | | | | | |
| 65215 | 1/2" | | 20 | | | | | | 23 | 14 | 85 |
| 65216 | 9/16" | | 22 | | | | | | 24 | 15 | 125 |
| 65217 | 5/8" | | 24 | | | | | | 26 | 16 | 130 |
| 65218 | 11/16" | | 26 | | | | | | 28 | 19 | 135 |
| 65219 | 3/4" | | 28 | | | | | | 30 | 20 | 145 |
| 65220 | 13/16" | | 30 | | | | | | 32 | 21 | 170 |
| 65221 | 7/8" | | 32 | | | | | | 34 | 21 | 190 |
| 65222 | 15/16" | | 34 | | | | | | 36 | 21 | 210 |
| 65223 | 1" | | 36 | | | | | | 38 | 21 | |
| 65224 | 1.1/16" | | 38 | | | | | | 40 | 21 | |
| 65225 | 1.1/8" | | 40 | | | | | | 44 | 21 | |
| 65226 | 1.1/4" | | 44 | | | | | | | 21 | |

Cr-V DIN 3129

LONG SOCKETS

1/2"



| MM | | AF | L | A | B | gr. | Red Box | Red Case |
|-------|------|----|----|---|---|-----|---------|----------|
| COD | AF | | | | | | | |
| 60660 | 10mm | | 17 | | | | | |
| 60661 | 11mm | | 18 | | | | | |
| 60662 | 12mm | | 19 | | | | | |
| 60663 | 13mm | | 20 | | | | | |
| 60664 | 14mm | | 22 | | | | | |
| 60665 | 16mm | | 24 | | | | | |
| 60666 | 17mm | | 26 | | | | | |
| 60667 | 18mm | | 27 | | | | | |
| 60668 | 19mm | | 28 | | | | | |
| 60669 | 21mm | | 31 | | | | | |
| 60670 | 22mm | | 32 | | | | | |
| 60671 | 23mm | | 33 | | | | | |
| 60672 | 24mm | | 34 | | | | | |
| 60673 | 27mm | | 38 | | | | | |
| 60674 | 29mm | | 40 | | | | | |
| 60675 | 30mm | | 42 | | | | | |
| 60676 | 32mm | | 44 | | | | | |

Cr-V DIN 3129

| INCH. | | AF | L | A | B | gr. | Red Box | Red Case |
|-------|---------|----|----|---|---|-----|---------|----------|
| COD | AF | | | | | | | |
| 55630 | 3/8" | | 18 | | | | | |
| 55631 | 7/16" | | 20 | | | | | |
| 55632 | 1/2" | | 22 | | | | | |
| 55633 | 9/16" | | 24 | | | | | |
| 55634 | 5/8" | | 26 | | | | | |
| 55635 | 11/16" | | 28 | | | | | |
| 55636 | 3/4" | | 30 | | | | | |
| 55637 | 13/16" | | 32 | | | | | |
| 55638 | 7/8" | | 34 | | | | | |
| 55639 | 15/16" | | 36 | | | | | |
| 55640 | 1" | | 38 | | | | | |
| 55641 | 1.1/16" | | 40 | | | | | |
| 55642 | 1.1/8" | | 42 | | | | | |
| 55643 | 1.1/4" | | 44 | | | | | |

Cr-V DIN 3129

IMPACT SOCKET BITS

1/2"

HEXAGONAL

| COD | Hexagon | L mm | gr. | Red Box | Red Case |
|-------|---------|------|-----|---------|----------|
| 65936 | 4 | | 80 | | |
| 65937 | 5 | | 85 | | |
| 65938 | 6 | | 95 | | |
| 65939 | 8 | | 110 | | |
| 65940 | 10 | 78 | 120 | 10 | 1 |
| 65941 | 11 | | 125 | | |
| 65942 | 12 | | 140 | | |
| 65943 | 14 | | 170 | | |
| 65944 | 17 | | 200 | | |
| 65945 | 19 | | | | |



TORX

| COD | Torx | L mm | gr. | Red Box | Red Case |
|-------|------|------|-----|---------|----------|
| 65946 | T25 | | 75 | | |
| 65947 | T27 | | 80 | | |
| 65948 | T30 | | 85 | | |
| 65949 | T40 | | 90 | | |
| 65950 | T45 | 78 | 110 | 10 | 1 |
| 65951 | T50 | | 120 | | |
| 65952 | T55 | | | | |
| 65953 | T60 | | | | |



IMPACT SOCKET WRENCHES

3/4"



| MM | | | | | | | INCH. | | | | | | |
|-------|------|----|----|----|----|------|-------|----------|----|----|----|----|------|
| COD | AF | L | A | B | C | gr. | COD | AF | L | A | B | C | gr. |
| 63879 | 17mm | | 30 | | | 220 | 65227 | 3/4" | | 33 | | | |
| 60620 | 19mm | | 33 | | | | 65228 | 13/16" | | 35 | | | |
| 57335 | 20mm | | 35 | | 18 | | 65229 | 7/8" | 50 | 37 | | 18 | 230 |
| 60621 | 21mm | | 37 | | | | 65230 | 15/16" | | 39 | | | |
| 60622 | 22mm | 50 | 37 | 38 | | | 65231 | 1" | | 41 | | 22 | |
| 60623 | 23mm | | 38 | | | 230 | 65232 | 1.1/16" | | 43 | | 26 | |
| 60624 | 24mm | | 39 | | 22 | | 65233 | 1.1/8" | | 45 | | | 310 |
| 57336 | 25mm | | 40 | | 23 | | 65234 | 1.3/16" | | 46 | | | 420 |
| 60625 | 26mm | | 41 | | 24 | | 65235 | 1.1/4" | 55 | 49 | | | 440 |
| 60626 | 27mm | | 43 | | 24 | | 65236 | 1.5/16" | | 50 | | | 460 |
| 60627 | 28mm | | 44 | 40 | | | 65237 | 1.3/8" | | 55 | 44 | | 480 |
| 60628 | 29mm | | 45 | 42 | | 310 | 65238 | 1.7/16" | | 55 | | 27 | 500 |
| 60629 | 30mm | | 46 | | | 420 | 65239 | 1.1/2" | | 58 | | | 550 |
| 57337 | 31mm | | 46 | | | 430 | 68689 | 1.9/16" | | 60 | | | 600 |
| 60630 | 32mm | | 49 | | | 440 | 65240 | 1.5/8" | 60 | 60 | | | 700 |
| 60631 | 33mm | | 49 | | | 460 | 65241 | 1.11/16" | | 65 | | | 750 |
| 60632 | 34mm | 55 | 50 | | 27 | 480 | 57344 | 1.13/16" | | 70 | | | 1100 |
| 60633 | 36mm | | 50 | | | 500 | 65242 | 1.3/4" | | 70 | | | 1350 |
| 60634 | 38mm | | 55 | | | 550 | 65243 | 1.7/8" | 65 | 70 | | | |
| 57338 | 39mm | | 55 | | | 560 | 57346 | 1.15/16" | | 75 | | 28 | |
| 57339 | 40mm | | 55 | 44 | | 570 | 65244 | 2" | 70 | 75 | 55 | | |
| 60635 | 41mm | | 60 | | | 600 | 57347 | 2.1/16" | 75 | 80 | | | |
| 60636 | 42mm | | 60 | | | | 57348 | 2.1/8" | | | | | |
| 57340 | 44mm | 60 | | | | 700 | 68688 | 2.3/16" | | | | | |
| 57341 | 45mm | | 65 | | 28 | | | | | | | | |
| 60637 | 46mm | 65 | 65 | | | | | | | | | | |
| 57342 | 47mm | | | | | | | | | | | | |
| 63880 | 48mm | | | | | | | | | | | | |
| 60638 | 50mm | 70 | 70 | | | 1100 | | | | | | | |
| 57345 | 51mm | | | | | | | | | | | | |
| 63881 | 54mm | | | 55 | | 32 | | | | | | | |
| 63891 | 55mm | 75 | 75 | | | 1250 | | | | | | | |
| 63921 | 60mm | | 85 | | 43 | 1300 | | | | | | | |

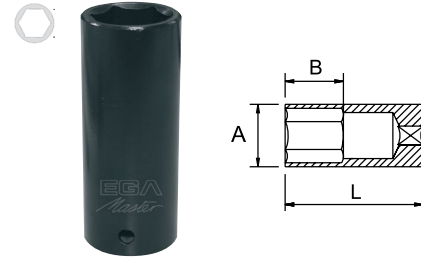
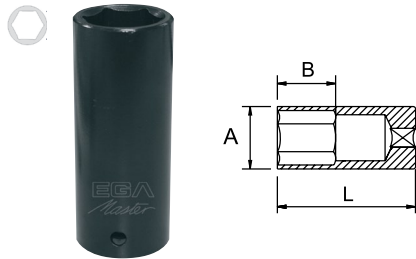
Cr-Mo DIN 3129

Cr-Mo DIN 3129



LONG SOCKETS

3/4"



INCH.

MM

| COD | AF | L | A | B | gr. | | |
|-------|------|----|----|----|------|--|---|
| 60679 | 19mm | | 33 | | | | |
| 57349 | 20mm | | 34 | | | | |
| 60680 | 21mm | | 35 | | 600 | | |
| 60681 | 22mm | | 37 | 28 | | | |
| 57350 | 23mm | | 39 | | | | |
| 60682 | 24mm | | 40 | | | | |
| 57351 | 25mm | | 41 | 36 | | | |
| 60683 | 26mm | | 42 | 50 | 650 | | |
| 60684 | 27mm | | 44 | | | | |
| 57352 | 28mm | | 45 | | | | 1 |
| 57353 | 29mm | 90 | 46 | 55 | 850 | | 1 |
| 60685 | 30mm | | 49 | | | | |
| 60686 | 32mm | | 50 | | 900 | | |
| 60687 | 33mm | | 55 | | | | |
| 60688 | 34mm | | 60 | | 950 | | |
| 60689 | 36mm | | 60 | | | | |
| 60690 | 38mm | | 65 | | 1000 | | |
| 60691 | 41mm | | 65 | 65 | 1100 | | |
| 63895 | 42mm | | 70 | 70 | 1200 | | |
| 63945 | 44mm | | | | | | |
| 63896 | 48mm | | | | | | |
| 63897 | 50mm | | | | | | |

Cr-Mo DIN 3129


| COD | AF | L | A | B | gr. | | |
|-------|----------|----|----|----|------|--|---|
| 65245 | 1" | | 38 | | 550 | | |
| 65246 | 1.1/16" | | 40 | 26 | 600 | | |
| 65247 | 1.1/8" | | 42 | | | | |
| 65248 | 1.3/16" | | 44 | 28 | 650 | | 1 |
| 65249 | 1.1/4" | | 46 | | 700 | | |
| 65250 | 1.5/16" | | 48 | | | | |
| 65251 | 1.3/8" | | 50 | 30 | 750 | | |
| 57360 | 1.7/16" | | 55 | | 800 | | |
| 65252 | 1.1/2" | 90 | 55 | 34 | | | 1 |
| 57361 | 1.9/16" | | 60 | | 1000 | | |
| 57362 | 1.5/8" | | 60 | | | | |
| 57363 | 1.11/16" | | 65 | 42 | | | |
| 63946 | 1.3/4" | | 70 | | 1100 | | |
| 57364 | 1.13/16" | | | | | | |
| 57365 | 1.7/8" | | | | | | |
| 57366 | 1.15/16" | | | | 1150 | | |
| 57367 | 2" | | | | | | |

Cr-Mo DIN 3129



IMPACT SOCKET WRENCHES

1"



| MM | | COD | | | | gr. | | |
|-------|------|-----|-----|----|----|-----|--|------|
| | AF | L | A | B | C | | | |
| 57372 | 20mm | | 37 | | | | | |
| 57373 | 21mm | | 38 | | | | | |
| 57374 | 22mm | | 39 | | | | | |
| 57375 | 23mm | 60 | 40 | | | | | |
| 65534 | 24mm | | 42 | 50 | | | | 500 |
| 57376 | 25mm | | 42 | | | | | |
| 57377 | 26mm | | 44 | | | | | |
| 65535 | 27mm | | 45 | | | | | 550 |
| 57378 | 28mm | | 46 | | | | | |
| 57379 | 29mm | | 48 | | | | | |
| 65536 | 30mm | | 49 | | | | | |
| 57380 | 31mm | | 50 | | | | | |
| 65537 | 32mm | | 50 | | | | | 600 |
| 57140 | 33mm | | 50 | | | | | 1 |
| 57141 | 34mm | 65 | 53 | | 26 | | | 650 |
| 57142 | 35mm | | 53 | | | | | |
| 65538 | 36mm | | 55 | | | | | 700 |
| 57381 | 37mm | | 55 | | | | | |
| 60640 | 38mm | | 60 | | | | | 800 |
| 57382 | 39mm | | 60 | | | | | |
| 63882 | 40mm | | 60 | | | | | |
| 60641 | 41mm | | 60 | | | | | 850 |
| 60642 | 42mm | | 65 | | 28 | | | 1 |
| 57383 | 44mm | 70 | 65 | | | | | 900 |
| 57384 | 45mm | | 65 | | | | | 950 |
| 60643 | 46mm | | 65 | | | | | |
| 57385 | 47mm | 75 | 75 | | | | | 1050 |
| 63890 | 48mm | | 75 | | | | | |
| 60644 | 50mm | | 75 | | 32 | | | |
| 60645 | 52mm | | 75 | | | | | 1100 |
| 60646 | 54mm | 80 | 75 | | | | | 1150 |
| 60647 | 55mm | | 80 | | 45 | | | 1200 |
| 60648 | 56mm | | 80 | | | | | 1250 |
| 60649 | 57mm | 85 | 80 | | | | | 1300 |
| 60650 | 58mm | | 85 | | | | | 1350 |
| 60651 | 60mm | | 85 | | | | | |
| 60652 | 62mm | 90 | 90 | | 47 | | | 1450 |
| 60653 | 63mm | | 90 | | | | | |
| 60654 | 65mm | 95 | 95 | | | | | 1550 |
| 60655 | 70mm | | 100 | | 50 | | | 1700 |
| 60656 | 75mm | 100 | 105 | | | | | 3600 |
| 63925 | 80mm | | 110 | 85 | 55 | | | 3700 |

Cr-Mo DIN 3129


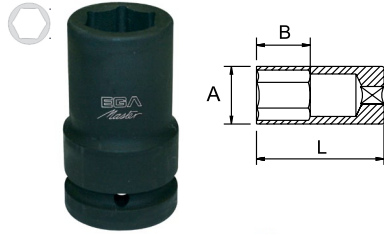
| INCH. | | COD | | | | gr. | | |
|-------|----------|-----|----|---|----|-----|--|------|
| | AF | L | A | B | C | | | |
| 65253 | 1" | | 44 | | | | | 26 |
| 65254 | 1.1/16" | | 46 | | | | | 550 |
| 65255 | 1.1/8" | | 48 | | | | | 600 |
| 65256 | 1.3/16" | | 49 | | | | | 650 |
| 65257 | 1.1/4" | 60 | 50 | | | | | 700 |
| 65258 | 1.5/16" | | 50 | | | | | |
| 57143 | 1.11/32" | | 55 | | | | | 750 |
| 65259 | 1.3/8" | | 55 | | | | | |
| 65260 | 1.7/16" | | 60 | | | | | 800 |
| 65261 | 1.1/2" | 65 | 60 | | | | | |
| 65262 | 1.9/16" | | 60 | | | | | |
| 65263 | 1.5/8" | | 65 | | 28 | | | 850 |
| 65264 | 1.11/16" | 70 | 65 | | | | | |
| 65265 | 1.3/4" | | 65 | | | | | 900 |
| 65266 | 1.13/16" | | 70 | | 55 | | | 950 |
| 65267 | 1.7/8" | | 70 | | | | | 1000 |
| 68690 | 1.15/16" | | 75 | | | | | |
| 65268 | 2" | | 75 | | 32 | | | 1100 |
| 68691 | 2.1/16" | 80 | 75 | | | | | |
| 65269 | 2.1/8" | | 80 | | | | | 1400 |
| 65270 | 2.1/4" | | 80 | | | | | |
| 68692 | 2.5/16" | 85 | 85 | | | | | |
| 65271 | 2.3/8" | | 85 | | | | | 1700 |
| 68693 | 2.7/16" | 90 | 90 | | 47 | | | 2000 |
| 65272 | 2.1/2" | | 90 | | | | | |
| 68694 | 2.9/16" | 95 | 95 | | | | | 2200 |
| 65273 | 2.5/8" | | 95 | | | | | |

Cr-Mo DIN 3129



LONG SOCKETS

1"



MM

| COD | AF | L | A | B | gr. | | |
|-------|------|-----|----|----|------|---|---|
| 57386 | 20mm | | | | 700 | | |
| 57387 | 21mm | | 40 | | 750 | | |
| 63898 | 22mm | | | 16 | | | |
| 63899 | 23mm | | 41 | | 800 | | |
| 65539 | 24mm | | 42 | | | | |
| 57388 | 25mm | | 43 | | | | |
| 63900 | 26mm | | 44 | | 900 | | |
| 65540 | 27mm | | 46 | | 950 | | |
| 63905 | 28mm | | 47 | 19 | | | |
| 63901 | 29mm | | 48 | | | | |
| 65541 | 30mm | 90 | 49 | | | | |
| 65542 | 32mm | | 50 | | 1000 | | |
| 63902 | 33mm | | | | | 1 | 1 |
| 63903 | 34mm | | 55 | 23 | | | |
| 63904 | 35mm | | | | 1050 | | |
| 65543 | 36mm | | 60 | | 1100 | | |
| 65544 | 38mm | | | | 1200 | | |
| 57392 | 40mm | | 65 | | 1300 | | |
| 63883 | 41mm | | | 40 | 1500 | | |
| 63906 | 42mm | | 70 | | 1600 | | |
| 63907 | 43mm | | 75 | | 1900 | | |
| 65546 | 46mm | | 80 | | 2500 | | |
| 57393 | 47mm | 100 | | | | | |
| 65547 | 50mm | | 90 | 50 | | | |
| 63908 | 55mm | | | | | | |
| 63909 | 60mm | 120 | | | | | |

Cr-Mo DIN 3129

INCH.

| COD | AF | L | A | B | gr. | | |
|-------|----------|-----|----|----|------|---|---|
| 57398 | 1" | | | | 800 | | |
| 57399 | 1.1/16" | | 90 | | 850 | | |
| 65274 | 1.1/8" | | | 30 | 1200 | | |
| 65275 | 1.3/16" | | | | | | |
| 65276 | 1.1/4" | | | | | | |
| 65277 | 1.5/16" | | | | | | |
| 65278 | 1.3/8" | | | | | | |
| 65279 | 1.7/16" | | | 35 | 1250 | | |
| 65280 | 1.1/2" | | | | 1300 | | |
| 65281 | 1.9/16" | 110 | | | 1350 | 1 | 1 |
| 65282 | 1.5/8" | | | | 1400 | | |
| 65283 | 1.11/16" | | | | 1450 | | |
| 65284 | 1.3/4" | | | | 1550 | | |
| 65285 | 1.13/16" | | | 42 | 1600 | | |
| 65286 | 1.7/8" | | | | 1650 | | |
| 57400 | 1.15/16" | | | | 1700 | | |
| 65287 | 2" | | | 75 | 1800 | | |

Cr-Mo DIN 3129



IMPACT SOCKET WRENCHES

1.1/2"



MM

| COD | AF | L | A | B | C | Kg. |
|-------|-------|---|-----|---|---|------|
| 63884 | 34mm | | | | | |
| 65666 | 35mm | | 60 | | | 2,2 |
| 65737 | 36mm | | | | | |
| 63885 | 38mm | | | | | |
| 63886 | 40mm | | | | | |
| 63887 | 41mm | | 70 | | | |
| 63888 | 42mm | | | | | |
| 63889 | 43mm | | | | | |
| 65426 | 46mm | | 75 | | | 2,4 |
| 65427 | 50mm | | 80 | | | |
| 65428 | 55mm | | 85 | | | 33 |
| 65429 | 60mm | | 90 | | | 36 |
| 65430 | 65mm | | 95 | | | 39 |
| 65431 | 70mm | | 100 | | | 40 |
| 65432 | 75mm | | 105 | | | 42 |
| 68697 | 77mm | | | | | |
| 65433 | 80mm | | 115 | | | 4,5 |
| 65434 | 85mm | | 120 | | | 5,0 |
| 65435 | 90mm | | 130 | | | 5,5 |
| 65436 | 95mm | | 135 | | | 6,0 |
| 65437 | 100mm | | 140 | | | 6,5 |
| 65438 | 105mm | | 145 | | | 7,5 |
| 65439 | 110mm | | 155 | | | 8,0 |
| 65440 | 115mm | | 160 | | | 9,0 |
| 65441 | 120mm | | 165 | | | 10 |
| 65442 | 125mm | | 175 | | | 12 |
| 65443 | 130mm | | 180 | | | |
| 65444 | 135mm | | 185 | | | |
| 65445 | 140mm | | 190 | | | 14 |
| 65446 | 145mm | | 195 | | | 15 |
| 65447 | 150mm | | 200 | | | 15,5 |

Cr-Mo DIN 3129

INCH

| COD | AF | L | A | B | C | Kg. |
|-------|----------|---|---|---|---|-----|
| 68700 | 1.3/8" | | | | | |
| 68701 | 1.7/16" | | | | | |
| 68702 | 1.1/2" | | | | | |
| 68703 | 1.9/16" | | | | | |
| 68704 | 1.5/8" | | | | | |
| 68705 | 1.11/16" | | | | | |
| 68706 | 1.3/4" | | | | | |
| 68707 | 1.13/16" | | | | | |
| 68708 | 1.7/8" | | | | | |
| 68709 | 1.15/16" | | | | | |
| 68710 | 2" | | | | | |
| 68711 | 2.1/16" | | | | | |
| 68712 | 2.1/8" | | | | | |
| 68713 | 2.3/16" | | | | | |
| 68714 | 2.1/4" | | | | | |
| 68715 | 2.5/16" | | | | | |
| 68716 | 2.3/8" | | | | | |
| 68717 | 2.7/16" | | | | | |
| 68718 | 2.1/2" | | | | | |
| 68719 | 2.9/16" | | | | | |
| 68720 | 2.5/8" | | | | | |
| 68721 | 2.11/16" | | | | | |
| 68722 | 2.3/4" | | | | | |
| 68723 | 2.13/16" | | | | | |
| 68724 | 2.7/8" | | | | | |
| 68725 | 2.15/16" | | | | | |
| 68726 | 3" | | | | | |
| 68727 | 3.1/16" | | | | | |
| 68728 | 3.1/8" | | | | | |
| 68729 | 3.3/16" | | | | | |
| 68730 | 3.1/4" | | | | | |
| 68731 | 3.5/16" | | | | | |
| 68732 | 3.3/8" | | | | | |
| 68733 | 3.7/16" | | | | | |
| 68734 | 3.1/2" | | | | | |
| 68735 | 3.9/16" | | | | | |
| 68736 | 3.5/8" | | | | | |
| 68737 | 3.11/16" | | | | | |
| 68738 | 3.3/4" | | | | | |
| 68739 | 3.13/16" | | | | | |
| 68740 | 3.7/8" | | | | | |
| 68741 | 3.15/16" | | | | | |
| 68742 | 4" | | | | | |

Cr-Mo DIN 3129



LONG SOCKETS

1.1/2"



MM

| COD | AF | L | A | B | C | Kg. | | |
|-------|-------|-----|-----|----|-----|-----|---|----|
| 56100 | 34mm | 120 | 60 | 31 | 2,8 | 1 | 1 | |
| 56101 | 35mm | | | | 2,9 | | | |
| 56102 | 36mm | | | | 3,0 | | | |
| 56103 | 38mm | | | | 3,2 | | | |
| 56104 | 40mm | | | | 3,3 | | | |
| 56105 | 41mm | | 3,8 | | | | | |
| 56106 | 42mm | | 70 | 33 | 4,0 | | | |
| 56107 | 43mm | | | | 4,5 | | | |
| 56108 | 46mm | | | | 5,0 | | | |
| 56109 | 50mm | | | | 5,5 | | | |
| 56110 | 55mm | 6,5 | | | | | | |
| 56111 | 60mm | 170 | 39 | 40 | 7,0 | 1 | 1 | |
| 56112 | 65mm | | | | 7,5 | | | |
| 56113 | 70mm | | | | 8,0 | | | |
| 56114 | 75mm | | | | 8,5 | | | |
| 56115 | 77mm | | | | 9,0 | | | |
| 56116 | 80mm | | 9,5 | | | | | |
| 56117 | 85mm | | 115 | 42 | 10 | | | |
| 56118 | 90mm | | | | 11 | | | |
| 56119 | 95mm | | | | 14 | | | |
| 56120 | 100mm | | | | 16 | | | |
| 56121 | 105mm | 18 | | | | | | |
| 56122 | 110mm | 190 | 50 | 55 | 19 | 1 | 1 | |
| 56123 | 115mm | | | | 21 | | | |
| 56124 | 120mm | | | | 22 | | | |
| 56125 | 125mm | | | | 23 | | | |
| 56126 | 130mm | | | | 24 | | | |
| 56127 | 135mm | | 25 | | | | | |
| 56128 | 140mm | | 180 | 75 | 80 | | | 25 |
| 56129 | 145mm | | | | | | | 26 |
| 56130 | 150mm | | | | | | | 27 |
| | | | | | | | | 28 |
| | | 29 | | | | | | |

Cr-Mo DIN 3129

INCH

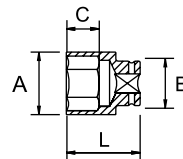
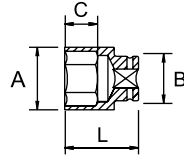
| COD | AF | L | A | B | C | Kg. | |
|-------|----------|-----|-----|------|------|-----|---|
| 56131 | 1.3/8" | 120 | 65 | 31 | 2,8 | 1 | 1 |
| 56132 | 1.7/16" | | | | 2,9 | | |
| 56133 | 1.1/2" | | | | 3,0 | | |
| 56134 | 1.9/16" | | | | 3,1 | | |
| 56135 | 1.5/8" | | | | 3,2 | | |
| 56136 | 1.11/16" | | 70 | 31 | 3,8 | | |
| 56137 | 1.3/4" | | | | 4,0 | | |
| 56138 | 1.13/16" | | | | 4,5 | | |
| 56139 | 1.7/8" | | | | 5,0 | | |
| 56140 | 1.15/16" | | | | 5,5 | | |
| 56141 | 2" | 150 | 33 | 36 | 6,0 | 1 | 1 |
| 56142 | 2.1/16" | | | | 6,5 | | |
| 56143 | 2.1/8" | | | | 7,0 | | |
| 56144 | 2.3/16" | | | | 7,5 | | |
| 56145 | 2.1/4" | | | | 8,0 | | |
| 56146 | 2.5/16" | | 90 | 39 | 8,5 | | |
| 56147 | 2.3/8" | | | | 9,0 | | |
| 56148 | 2.7/16" | | | | 9,5 | | |
| 56149 | 2.1/2" | | | | 10,0 | | |
| 56150 | 2.9/16" | | | | 10,5 | | |
| 56151 | 2.5/8" | 170 | 40 | 40 | 10,5 | 1 | 1 |
| 56152 | 2.11/16" | | | | 11,0 | | |
| 56153 | 2.3/4" | | | | 11,5 | | |
| 56154 | 2.13/16" | | | | 12,0 | | |
| 56155 | 2.7/8" | | | | 12,5 | | |
| 56156 | 2.15/16" | | 105 | 42 | 13,0 | | |
| 56157 | 3" | | | | 13,5 | | |
| 56158 | 3.1/16" | | | | 14,0 | | |
| 56159 | 3.1/8" | | | | 14,5 | | |
| 56160 | 3.3/16" | | | | 15,0 | | |
| 56161 | 3.1/4" | 180 | 50 | 55 | 15,5 | 1 | 1 |
| 56162 | 3.5/16" | | | | 16,0 | | |
| 56163 | 3.3/8" | | | | 16,5 | | |
| 56164 | 3.7/16" | | | | 17,0 | | |
| 56165 | 3.1/2" | | | | 17,5 | | |
| 56166 | 3.9/16" | | 130 | 55 | 18,0 | | |
| 56167 | 3.5/8" | | | | 18,5 | | |
| 56168 | 3.11/16" | | | | 19,0 | | |
| 56169 | 3.3/4" | | | | 19,5 | | |
| 56170 | 3.13/16" | | | | 20,0 | | |
| 56171 | 3.7/8" | 140 | 60 | 20,5 | | | |
| 56172 | 3.15/16" | | | 21,0 | | | |
| 56173 | 4" | | | 21,5 | | | |

Cr-Mo DIN 3129



IMPACT SOCKET WRENCHES

2.1/2"



MM

INCH

| COD | AF | L | A | B | C | Kg. |
|-------|-------|-----|---|---|---|-----|
| 68817 | 41mm | | | | | |
| 68818 | 42mm | | | | | |
| 68819 | 46mm | | | | | |
| 68820 | 50mm | 120 | | | | |
| 68821 | 55mm | | | | | |
| 68822 | 60mm | | | | | |
| 68823 | 65mm | | | | | |
| 65452 | 70mm | | | | | |
| 65453 | 75mm | 125 | | | | |
| 65454 | 80mm | | | | | |
| 65455 | 85mm | | | | | |
| 65456 | 90mm | 130 | | | | |
| 65457 | 95mm | | | | | |
| 65458 | 100mm | 140 | | | | |
| 65459 | 105mm | 145 | | | | |
| 65460 | 110mm | 155 | | | | |
| 65461 | 115mm | 160 | | | | |
| 65462 | 120mm | 165 | | | | |
| 65463 | 125mm | 170 | | | | |
| 65464 | 130mm | 175 | | | | |
| 65465 | 135mm | 180 | | | | |
| 65466 | 140mm | 185 | | | | |
| 65467 | 145mm | 190 | | | | |
| 65468 | 150mm | 195 | | | | |
| 65469 | 155mm | 200 | | | | |
| 65470 | 160mm | 205 | | | | |
| 65471 | 165mm | 210 | | | | |
| 65472 | 170mm | 215 | | | | |
| 65473 | 175mm | 220 | | | | |
| 65474 | 180mm | 225 | | | | |
| 65475 | 185mm | 230 | | | | |
| 65476 | 190mm | 235 | | | | |
| 65477 | 200mm | 240 | | | | |
| 68824 | 205mm | 245 | | | | |
| 68825 | 210mm | 250 | | | | |
| 68826 | 215mm | 255 | | | | |
| 68827 | 220mm | 260 | | | | |
| 68828 | 225mm | 265 | | | | |

Cr-Mo DIN 3129

| COD | AF | L | A | B | C | Kg. |
|-------|----------|-----|---|---|---|-----|
| 68744 | 2" | | | | | |
| 68745 | 2.1/16" | | | | | |
| 68746 | 2.1/8" | | | | | |
| 68747 | 2.3/16" | | | | | |
| 68748 | 2.1/4" | | | | | |
| 68749 | 2.5/16" | | | | | |
| 68750 | 2.3/8" | 120 | | | | |
| 68751 | 2.7/16" | | | | | |
| 68752 | 2.1/2" | | | | | |
| 68753 | 2.9/16" | | | | | |
| 68754 | 2.5/8" | | | | | |
| 68755 | 2.11/16" | | | | | |
| 68756 | 2.3/4" | | | | | |
| 68757 | 2.13/16" | | | | | |
| 68758 | 2.7/8" | | | | | |
| 68759 | 2.15/16" | | | | | |
| 68760 | 3" | 125 | | | | |
| 68761 | 3.1/16" | | | | | |
| 68762 | 3.1/8" | | | | | |
| 68763 | 3.3/16" | | | | | |
| 68764 | 3.1/4" | | | | | |
| 68765 | 3.5/16" | | | | | |
| 68766 | 3.3/8" | | | | | |
| 68767 | 3.7/16" | | | | | |
| 68768 | 3.1/2" | | | | | |
| 68769 | 3.9/16" | | | | | |
| 68770 | 3.5/8" | | | | | |
| 68771 | 3.11/16" | | | | | |
| 68772 | 3.3/4" | | | | | |
| 68773 | 3.13/16" | | | | | |
| 68774 | 3.7/8" | | | | | |
| 68775 | 3.15/16" | | | | | |
| 68776 | 4" | | | | | |
| 68777 | 4.1/16" | | | | | |
| 68778 | 4.1/8" | | | | | |
| 68779 | 4.3/16" | | | | | |
| 68780 | 4.1/4" | | | | | |
| 68781 | 4.5/16" | | | | | |
| 68782 | 4.3/8" | | | | | |
| 68783 | 4.1/2" | | | | | |
| 68784 | 4.9/16" | | | | | |
| 68785 | 4.5/8" | | | | | |
| 68786 | 4.11/16" | | | | | |
| 68787 | 4.3/4" | | | | | |
| 68788 | 4.13/16" | | | | | |
| 68789 | 4.7/8" | | | | | |
| 68790 | 4.15/16" | | | | | |
| 68791 | 5" | | | | | |
| 68792 | 5.1/4" | | | | | |
| 68793 | 5.5/16" | | | | | |
| 68794 | 5.3/8" | | | | | |
| 68795 | 5.1/2" | | | | | |
| 68796 | 5.3/4" | | | | | |
| 68797 | 6" | | | | | |
| 68798 | 6.1/4" | | | | | |
| 68799 | 6.5/16" | | | | | |
| 68800 | 6.3/8" | | | | | |
| 68801 | 6.1/2" | | | | | |
| 68802 | 6.3/4" | | | | | |
| 68803 | 7" | | | | | |
| 68804 | 7.1/4" | | | | | |
| 68805 | 7.5/16" | | | | | |
| 68806 | 7.3/8" | | | | | |
| 68807 | 7.1/2" | | | | | |
| 68808 | 7.3/4" | | | | | |
| 68809 | 8" | | | | | |
| 68810 | 8.1/4" | | | | | |
| 68811 | 8.5/16" | | | | | |
| 68812 | 8.3/8" | | | | | |
| 68813 | 8.1/2" | | | | | |
| 68814 | 8.3/4" | | | | | |
| 68815 | 9" | | | | | |

Cr-Mo DIN 3129



IMPACT SOCKET WRENCHES

3.1/2"



| COD | AF | L | A | B | C | Kg. |
|-------|-------|-----|-----|-----|-----|-----|
| 67500 | 100mm | | 170 | | | 16 |
| 67501 | 105mm | 180 | 175 | | 100 | 17 |
| 67502 | 110mm | | 185 | | | 21 |
| 67503 | 115mm | 200 | 190 | | 115 | 24 |
| 67504 | 120mm | | 195 | | | 25 |
| 67505 | 125mm | | 200 | 180 | 120 | 28 |
| 67506 | 130mm | 210 | 210 | | | 30 |
| 67507 | 135mm | | 220 | | 125 | 34 |
| 67508 | 140mm | | | | 130 | 37 |
| 67509 | 145mm | | 230 | | | 39 |
| 67510 | 150mm | 220 | | | 135 | 43 |
| 67511 | 155mm | | 240 | | 140 | 45 |
| 67512 | 160mm | | 250 | | | 50 |
| 67513 | 165mm | 230 | 260 | | 145 | 55 |
| 67514 | 170mm | | | | | 60 |
| 67515 | 175mm | | 270 | 200 | | |
| 67516 | 180mm | | 280 | | 150 | 65 |
| 67517 | 185mm | 240 | | | | |
| 67518 | 190mm | | 290 | | 155 | 70 |
| 67519 | 195mm | | 300 | | | |
| 67520 | 200mm | | 310 | | 160 | 80 |
| 67521 | 205mm | 250 | | | 165 | 85 |
| 67522 | 210mm | | 320 | | | 90 |
| 67523 | 215mm | | 330 | | | 95 |
| 67524 | 220mm | 260 | 340 | | 170 | 105 |
| 67525 | 225mm | | | | 175 | 110 |
| 67526 | 230mm | | 350 | | | 115 |
| 67527 | 235mm | 270 | 360 | | 185 | 120 |
| 67528 | 240mm | | 370 | 230 | | 125 |
| 67529 | 245mm | | | | 190 | 130 |
| 67530 | 250mm | 280 | 380 | | | 135 |
| 67531 | 255mm | | 390 | | 195 | 140 |
| 67532 | 260mm | | | | | 145 |
| 67533 | 265mm | 290 | 400 | | 200 | 150 |
| 67534 | 270mm | | 410 | | | |
| 67535 | 275mm | | 420 | | | |
| 67536 | 280mm | 300 | 430 | | | |

Cr-Mo DIN 3129

| COD | AF | L | A | B | C | Kg. |
|-------|----------|-----|-----|-----|-----|-----|
| 68830 | 4" | | 170 | | | 16 |
| 68831 | 4.1/16" | | 175 | | | 17 |
| 68832 | 4.1/8" | 180 | 180 | | 100 | 21 |
| 68833 | 4.3/16" | | 185 | | | 24 |
| 68834 | 4.1/4" | | 190 | | | 25 |
| 68835 | 4.5/16" | | 195 | | | 28 |
| 68836 | 4.3/8" | | 200 | 180 | 115 | 30 |
| 68837 | 4.1/2" | | 210 | | | 34 |
| 68838 | 4.9/16" | | 220 | | 120 | 37 |
| 68839 | 4.5/8" | | 230 | | | 43 |
| 68840 | 4.11/16" | 210 | | | 125 | 45 |
| 68841 | 4.3/4" | | 240 | | | 50 |
| 68842 | 4.13/16" | | 250 | | 130 | 55 |
| 68843 | 4.7/8" | | 260 | | | 60 |
| 68844 | 4.15/16" | | 270 | | 135 | 65 |
| 68845 | 5" | | 280 | | | 70 |
| 68846 | 5.1/4" | | 290 | | 140 | 75 |
| 68847 | 5.5/16" | 220 | | | 145 | 80 |
| 68848 | 5.3/8" | | 300 | | 150 | 85 |
| 68849 | 5.1/2" | | 310 | | | 90 |
| 68850 | 5.3/4" | | 320 | | 155 | 95 |
| 68851 | 6" | | 330 | | 160 | 100 |
| 68852 | 6.1/4" | | 340 | | | 105 |
| 68853 | 6.5/16" | 230 | 250 | | 165 | 110 |
| 68854 | 6.3/8" | | 260 | | | 115 |
| 68855 | 6.1/2" | | 270 | 200 | 170 | 120 |
| 68856 | 6.3/4" | | 280 | | | 125 |
| 68857 | 7" | | 290 | | 175 | 130 |
| 68858 | 7.1/4" | 240 | 280 | | | 135 |
| 68859 | 7.5/16" | | 290 | | 180 | 140 |
| 68860 | 7.3/8" | | 300 | | | 145 |
| 68861 | 7.1/2" | | 310 | | 185 | 150 |
| 68862 | 7.3/4" | 250 | 300 | | 190 | 155 |
| 68863 | 8" | | 310 | | | 160 |
| 68864 | 8.1/4" | | 320 | | 195 | 165 |
| 68865 | 8.5/16" | | 330 | | | 170 |
| 68866 | 8.3/8" | 260 | 320 | | 200 | 175 |
| 68867 | 8.1/2" | | 330 | | | 180 |
| 68868 | 8.3/4" | | 340 | | 205 | 185 |
| 68869 | 9" | | 350 | | | 190 |
| 68870 | 9.1/4" | 270 | | | 210 | 195 |
| 68871 | 9.5/16" | | 360 | | | 200 |
| 68872 | 9.3/8" | | 370 | | 215 | 205 |
| 68873 | 9.1/2" | | 380 | | | 210 |
| 68874 | 9.3/4" | 280 | 370 | | 220 | 215 |
| 68875 | 10" | | 380 | | | 220 |
| 68876 | 10.1/4" | 290 | 390 | | 225 | 225 |

Cr-Mo DIN 3129



ADAPTER

| COD | 3/8" | 1/2" | 3/4" | 1" | 1.1/2" | 2.1/2" | gr. | | |
|-------|----------|----------|----------|-----------|--------------|---------------|------|---|---|
| 60696 | 3/8-1/2" | - | - | - | - | - | 50 | 6 | 1 |
| 60698 | - | 1/2-3/8" | - | - | - | - | 110 | | |
| 60699 | - | 1/2-3/4" | - | - | - | - | 130 | | |
| 60700 | - | - | 3/4-1/2" | - | - | - | 370 | | |
| 60701 | - | - | 3/4-1" | - | - | - | 410 | | |
| 60702 | - | - | - | 1-3/4" | - | - | 600 | | |
| 68698 | - | - | - | 1"-1.1/2" | - | - | 1100 | | |
| 65448 | - | - | - | - | 1.1/2"-1" | - | 2100 | | |
| 65449 | - | - | - | - | 1.1/2"2.1/2" | - | 4000 | | |
| 65478 | - | - | - | - | - | 2.1/2"-1.1/2" | 4500 | | |

DIN 3121



UNIVERSAL JOINT

| COD | | gr. | | |
|-------|--------|------|---|---|
| 60704 | 3/8" | 80 | 6 | 1 |
| 60705 | 1/2" | 180 | | |
| 60706 | 3/4" | 600 | | |
| 60707 | 1" | 1250 | | |
| 60708 | 1.1/2" | 3000 | | |
| 60709 | 2.1/2" | 6000 | | |

DIN 3121



EXTENSION

| COD | 3/8" | 1/2" | 3/4" | 1" | 1.1/2" | gr. | | |
|-------|------|------|------|-----|--------|------|---|---|
| 60710 | 75 | - | - | - | - | 80 | 6 | 1 |
| 60711 | - | 125 | - | - | - | 220 | | |
| 57368 | - | - | 100 | - | - | 450 | | |
| 60714 | - | - | 175 | - | - | 850 | | |
| 57369 | - | - | 250 | - | - | 1050 | | |
| 60716 | - | - | - | 175 | - | 1500 | | |
| 57402 | - | - | - | 250 | - | 1850 | | |
| 60717 | - | - | - | 330 | - | 2550 | | |
| 65450 | - | - | - | - | 250 | 5500 | | |
| 65451 | - | - | - | - | 300 | 6500 | | |

DIN 3121




SECURITY O-RING

| COD | 3/4" | 1" | 1.1/2" | 2.1/2" | gr. | |
|-------|-------|-------|--------|---------|-----|---|
| 60724 | 19-46 | - | - | - | 5,0 | 6 |
| 60725 | 50 | - | - | - | | |
| 63274 | - | 24-38 | - | - | 10 | |
| 60726 | - | 38-70 | - | - | | |
| 60727 | - | 75 | - | - | | |
| 60783 | - | - | 34-150 | - | 20 | |
| 63275 | - | - | - | 41-70 | | |
| 60784 | - | - | - | 70-200 | | |
| 63276 | - | - | - | 200-225 | | |



SECURITY PIN

| COD | 3/4" | 1" | 1.1/2" | 2.1/2" | gr. | |
|-------|-------|-------|--------|---------|-----|---|
| 60732 | 19-46 | - | - | - | 10 | 6 |
| 60733 | 50 | - | - | - | | |
| 63277 | - | 24-38 | - | - | 15 | |
| 60734 | - | 38-70 | - | - | | |
| 60735 | - | 75 | - | - | | |
| 60767 | - | - | 34-150 | - | 20 | |
| 63278 | - | - | - | 41-70 | | |
| 60768 | - | - | - | 70-200 | | |
| 63279 | - | - | - | 200-225 | | |



SET MM

1/2"

| COD | pcs. | | Kg. |
|-------|------|---------------------------------|-----|
| 60693 | 10 | 13-14-16-17-19-21-22-24-27-30mm | 3,5 |
| 61265 | | 10-11-12-13-14-17-19-21-22-24mm | 3,0 |

LONG SOCKETS

| COD | pcs. | | Kg. |
|-------|------|---------------------------------|-----|
| 61266 | 10 | 10-11-12-13-14-17-19-21-22-24mm | 4,0 |



SET MM

3/4"

| COD | pcs. | | Kg. |
|-------|------|---------------------------|-----|
| 60694 | 8 | 26-27-29-30-32-34-36-38mm | 5,0 |
| 61269 | | 21-22-24-27-30-32-36-41mm | 5,0 |

LONG SOCKETS

| COD | pcs. | | Kg. |
|-------|------|---------------------------|-----|
| 61270 | 8 | 21-22-24-27-30-32-36-41mm | 6,0 |



SET MM

1"

| COD | pcs. | | Kg. |
|-------|------|------------------------------|-----|
| 61273 | 9 | 24-27-30-32-36-38-41-46-50mm | 7,5 |

LONG SOCKETS

| COD | pcs. | | Kg. |
|-------|------|------------------------------|-----|
| 61274 | 9 | 24-27-30-32-36-38-41-46-50mm | 7,5 |



SET INCH

1/2"

| COD | pcs. | | Kg. |
|-------|------|--|-----|
| 61267 | 11 | 3/8"-7/16"-1/2"-9/16"-5/8"-11/16"-3/4"-13/16"-7/8"-15/16"-1" | 3,2 |

LONG SOCKETS

| COD | pcs. | | Kg. |
|-------|------|--|-----|
| 61268 | 11 | 3/8"-7/16"-1/2"-9/16"-5/8"-11/16"-3/4"-13/16"-7/8"-15/16"-1" | 4,2 |



SET INCH

3/4"

| COD | pcs. | | Kg. |
|-------|------|--|-----|
| 61271 | 8 | 1"-1.1/16"-1.1/8"-1.1/4"-1.5/16"-1.3/8"-1.7/16"-1.1/2" | 5,0 |

LONG SOCKETS

| COD | pcs. | | Kg. |
|-------|------|--|-----|
| 61272 | 8 | 1"-1.1/16"-1.1/8"-1.1/4"-1.5/16"-1.3/8"-1.7/16"-1.1/2" | 6,0 |



SET INCH

1"

| COD | pcs. | | Kg. |
|-------|------|---|-----|
| 61275 | 9 | 1"-1.1/8"-1.1/4"-1.5/16"-1.1/2"-1.5/8"-1.3/4"-1.7/8"-2" | 7,5 |

LONG SOCKETS

| COD | pcs. | | Kg. |
|-------|------|---|-----|
| 61276 | 9 | 1"-1.1/8"-1.1/4"-1.5/16"-1.1/2"-1.5/8"-1.3/4"-1.7/8"-2" | 7,5 |



TECHNICAL SPECIFICATIONS

| | |
|------------------|------------------|
| MATERIAL | Cr-Mo/Cr-V |
| MINIMUM HARDNESS | 42-44 HRc |
| FINISH | Phosphate finish |

LIFETIME GUARANTEE*