

REVERSIBLE CHAIN PIPE WRENCH




The **Ega Master** reversible chain pipe wrench has drop forged steel handle and jaw. **Ideal for use in confined spaces. A double jaw system gives fast, ratchet-like action in either direction.**

1. With working capacity up to **20" diameter of pipes**, adaptable to any shape for most demanding industries.



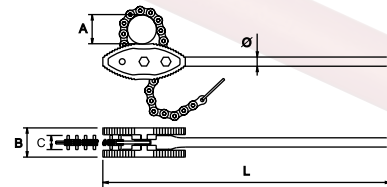
2. Both handles and jaws are **forged steel** providing a greater tightening resistance and complete safety due to its robust structure.

3. Jaws with hardness up to **60 HRC** by double treatment, ensuring a **perfect grip with greater durability.**



Easy to use!

HEAVY DUTY REVERSIBLE CHAIN PIPE WRENCH



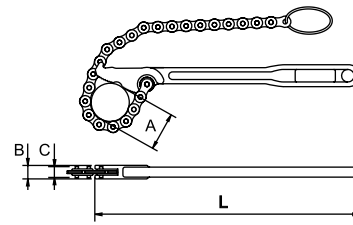
COD	A	B	C	L	Kg.	
57090	2.1/2"	50	22	700	3,8	1
61036	4"	65	36	900	5,5	
57091	6"			950	7,0	
61037	8"			900	6,5	
57092	10"	70	38	1100	7,0	
61038	12"			1300	12	
57093	16"			1100	13	
61039	18"			1300	17	
61138	20"			1300	18	
57094				1600	19	
61139				1300	21	
62050				2200	23	
57095				1300		
62051						

GGG-W-00651e Type III Class A

TECHNICAL SPECIFICATIONS

MATERIAL	Handle	Forged steel
	Chain	Special steel
HARDNESS	Jaws	General: 25-35 HRc / Teeth: 50-60HRc
	Chain	Connections: 44-48 HRc / Axes: 50-54 HRc
	Screws	35-40 HRc
FINISHING	Handle and jaws	Painted in epoxy powder red color RAL-2002 semi-texturized
	Chain and screws	Black finish

REVERSIBLE CHAIN PIPE WRENCH



COD	A	B	C	L	Kg.	Box	Accessories
61035	4"	19	19	300mm-12"	0,8	6	64038

GGG-W-00651e Type III Class A
 Flexion test (According to standard UNE-16-555-2-98, 650 Nm)

TECHNICAL SPECIFICATIONS

MATERIAL	Handle	Forged steel
	Chain	Special steel
HARDNESS	Handle	General: 30-45 HRc / Teeth: 52-60HRc
	Chain	Connections: 44-48 HRc / Axes 50-54 HRc
FINISHING	Handle	Painted in epoxy powder red color RAL-2002 semi-texturized
	Chain	Black finish